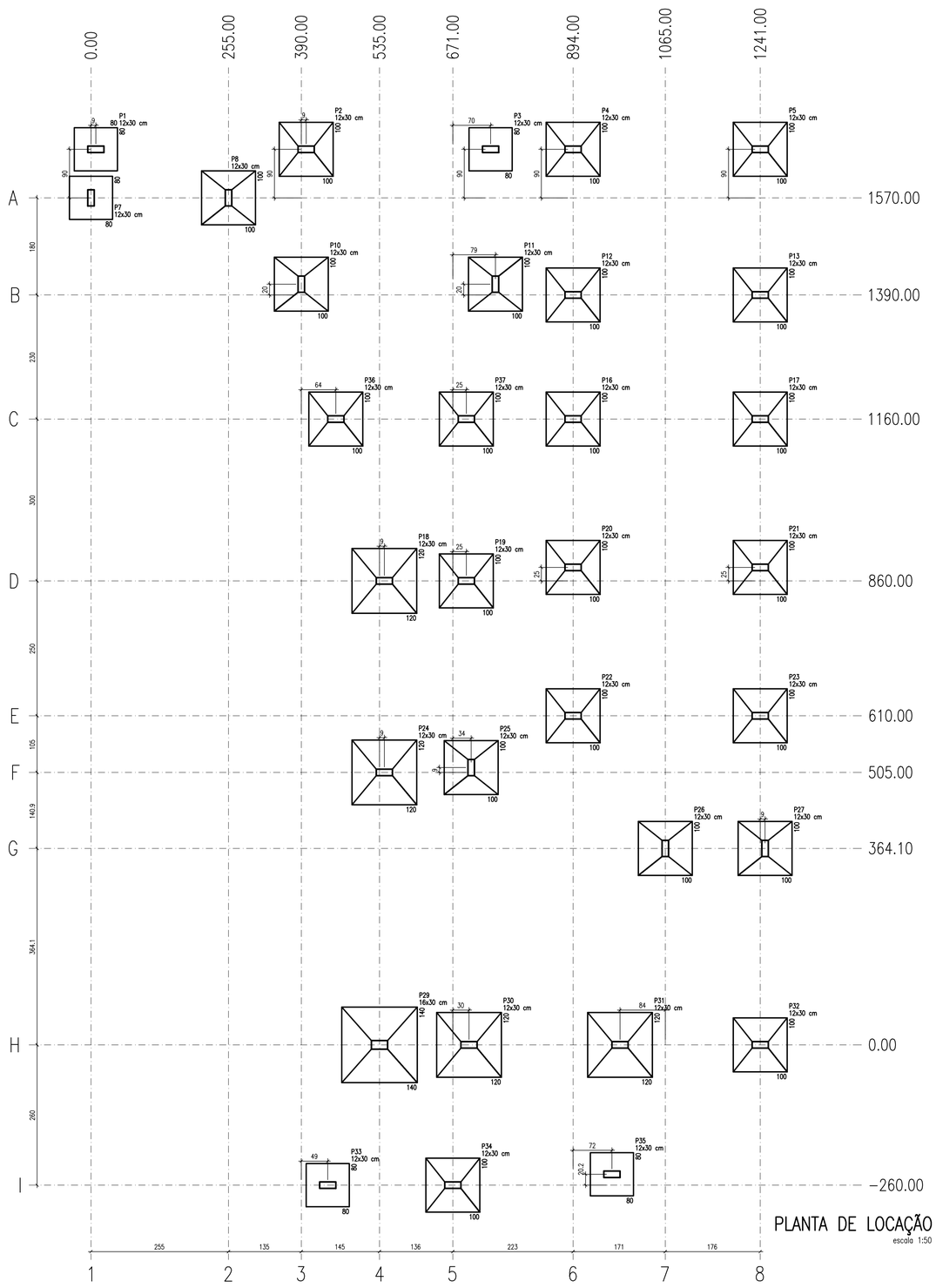

PLANTA DE LOCAÇÃO
escala 1:50

Pilar										Fundação				
Nome	Seção (cm)	X (cm)	Y (cm)	Carga Máx. (tf)	Carga Mín. (tf)	Mx (kgf.m)	My (kgf.m)	Fx (tf)	Fy (tf)	Lado B (cm)	Lado H (cm)	h0 / ha (cm)	h1 / hb (cm)	df (cm)
P1	12x30	9.00	1660.00	2.2	2.0	100	200	0.3	0.1	80	80	25	25	100
P2	12x30	399.00	1660.00	4.7	4.4	100	200	0.3	0.1	100	100	20	30	150
P3	12x30	741.00	1660.00	3.5	3.3	100	200	0.3	0.1	80	80	25	25	150
P4	12x30	894.00	1660.00	5.3	4.9	200	100	0.2	0.3	100	100	20	30	150
P5	12x30	1241.00	1660.00	4.1	3.8	200	200	0.3	0.3	100	100	20	30	150
P7	12x30	0.00	1570.00	2.4	2.2	200	100	0.1	0.3	80	80	25	25	150
P8	12x30	255.00	1570.00	4.6	4.4	300	100	0.1	0.6	100	100	20	30	150
P10	12x30	390.00	1410.00	5.3	4.9	100	100	0.1	0.1	100	100	20	30	150
P11	12x30	750.00	1410.00	6.0	5.5	100	100	0.1	0.1	100	100	20	30	150
P12	12x30	894.00	1390.00	7.3	6.8	100	100	0.1	0.2	100	100	20	30	150
P13	12x30	1241.00	1390.00	6.3	5.9	100	100	0.1	0.2	100	100	20	30	150
P16	12x30	894.00	1160.00	7.7	7.2	100	100	0.1	0.1	100	100	20	30	150
P17	12x30	1241.00	1160.00	5.2	4.9	100	100	0.1	0.1	100	100	20	30	150
P18	12x30	544.00	860.00	10.4	10.0	100	400	0.7	0.1	120	120	20	40	150
P19	12x30	696.00	860.00	7.2	6.7	100	100	0.1	0.1	100	100	20	30	150
P20	12x30	894.00	885.00	7.4	6.9	100	100	0.1	0.1	100	100	20	30	150
P21	12x30	1241.00	885.00	5.9	5.5	100	100	0.1	0.1	100	100	20	30	150
P22	12x30	894.00	610.00	7.0	6.5	100	100	0.1	0.2	100	100	20	30	150
P23	12x30	1241.00	610.00	5.2	4.9	100	200	0.3	0.1	100	100	20	30	150
P24	12x30	544.00	505.00	9.8	9.2	100	700	1.3	0.1	120	120	20	40	150
P25	12x30	705.00	514.00	4.5	4.0	300	100	0.1	0.5	100	100	20	30	150
P26	12x30	1065.00	364.10	8.2	7.6	200	100	0.1	0.4	100	100	20	30	150
P27	12x30	1250.00	364.10	5.2	4.9	200	100	0.1	0.4	100	100	20	30	150
P29	16x30	535.00	0.00	9.8	9.3	100	1600	3.2	0.1	140	140	20	45	150
P30	12x30	701.00	0.00	9.2	8.5	100	300	0.6	0.2	120	120	20	40	150
P31	12x30	981.00	0.00	12.0	11.4	100	100	0.1	0.2	120	120	20	40	150
P32	12x30	1241.00	0.00	5.0	4.8	200	200	0.3	0.4	100	100	20	30	150
P33	12x30	439.00	−260.00	3.4	3.2	100	100	0.1	0.2	80	80	25	25	150
P34	12x30	671.00	−260.00	6.8	6.5	100	200	0.3	0.1	100	100	20	30	150
P35	12x30	966.00	−239.85	1.8	1.7	100	300	0.5	0.2	80	80	25	25	150
P36	12x30	454.00	1160.00	7.4	7.1	100	100	0.2	0.2	100	100	20	30	150
P37	12x30	696.00	1160.00	7.3	6.9	100	100	0.1	0.2	100	100	20	30	150

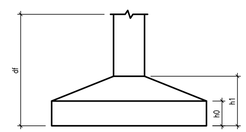

Locação no eixo X	
Coordenadas (cm)	Nome
0.00	P7
9.00	P1
255.00	P8
390.00	P10
399.00	P2
439.00	P33
454.00	P36
535.00	P29
544.00	P18, P24
671.00	P34
696.00	P37, P19
701.00	P30
705.00	P25
741.00	P3
750.00	P11
894.00	P4, P12, P16, P20, P22
966.00	P35
981.00	P31
1065.00	P26
1241.00	P5, P13, P17, P21, P23, P32
1250.00	P27

Locação no eixo Y	
Coordenadas (cm)	Nome
1660.00	P1, P2, P3, P4, P5
1570.00	P7, P8
1410.00	P10, P11
1390.00	P12, P13
1160.00	P36, P37, P16, P17
885.00	P20, P21
860.00	P18, P19
610.00	P22, P23
514.00	P25
505.00	P24
364.10	P26, P27
0.00	P29, P30, P31, P32
−239.85	P35
−260.00	P33, P34

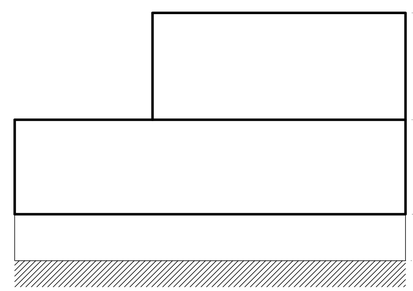

CORTE X–X
escala 1:100

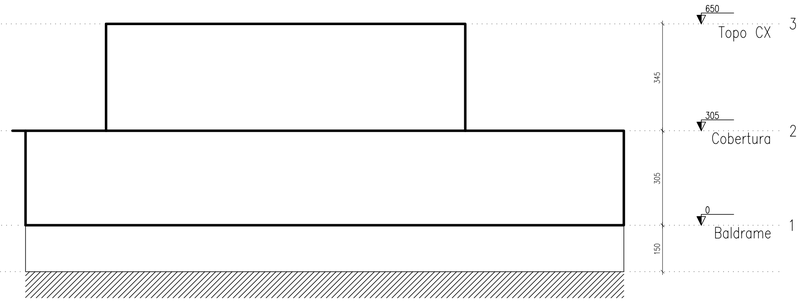

CORTE Y–Y
escala 1:100

Prefeitura Municipal de Tubarão
Secretaria de Urbanismo

Projeto Estrutural

OBJETO: AMPLIAÇÃO UBS CLÍNICA DO BECK	ENDEREÇO: Rua Antônio Borges, Bairro Oficinas – Tubarão/SC
ASSUNTO: PLANTA DE LOCAÇÃO DAS FUNDAÇÕES E CORTES ESQUEMÁTICOS	RESP. TÉCNICO: RICHARD RODRIGUES ALEXANDRE, Engenheiro Civil – CREA/SC nº 044.062–2
ESCALA: Indicada · DATA: Nov/2015 · ARQUIVO: est_UBS Morro da Caixa.dwg	01 / 08